


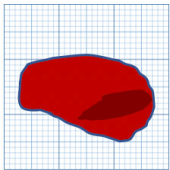



## Appendix O: Terms and Techniques for Describing Blood Loss

<p><b>EBL</b></p>		<p><b>ESTIMATED BLOOD LOSS:</b> Traditional estimation of blood loss by looking at the items such as sponges, drapes, blood in containers and determining blood loss. Tends to be normalized by over-estimating small losses and under-estimating large losses.</p>	<p>EBL measurements typically done at the end of the case by multiple observers. Research has shown training can improve the technique but that accuracy fades unless repeatedly trained.</p>
<p><b>QBL Gravimetric</b></p>		<p><b>QUANTITATED BLOOD LOSS BY GRAVIMETRIC TECHNIQUE:</b> The blood loss is determined by weighing items and subtracting the dry weight of the sponge, gauze or contained to determine weight.</p>	<p>The method of QBL measurement has been made easier by embedded calculation tools in the electronic record and by making sure scales are readily available.</p>
<p><b>QBL Volumetric</b></p>		<p><b>QUANTITATED BLOOD LOSS BY VOLUMETRIC TECHNIQUE:</b> The blood loss is determined by observing the total amount of volume containing blood and subtracting the volume represented by amniotic fluid or irrigation.</p>	<p>The method of QBL measurement can be made more accurate and easier if workflow observations, such as brief determinations of volumes of amniotic fluid collection before blood suctioning at CS or before shoulders delivered in vaginal delivery.</p>
<p><b>QBL Colorimetric</b></p>		<p><b>QUANTITATED BLOOD LOSS BY COLORIMETRIC TECHNIQUE:</b> The blood loss is determined by a device which scans items or containers and estimates the amount by the size of spot (pixels) and intensity of color.</p>	<p>The method of QBL measurement requires specialized equipment and training. Workflow adjustments should be made to ease staff work in the OR and postpartum units.</p>
<p><b>CBL</b></p>		<p><b>CUMULATIVE BLOOD LOSS:</b> The ongoing blood loss is determined by adding up the individual EBL or QBL measurements for the events and is used to drive management steps and transfusion.</p>	<p>CBL is the best term to communicate the patient's blood loss and should be visible in the patient electronic record and verbalized in communication between providers during events and handoffs.</p>

*Improving Health Care Response to Obstetric Hemorrhage, a CMQCC Quality Improvement Toolkit, 2022*